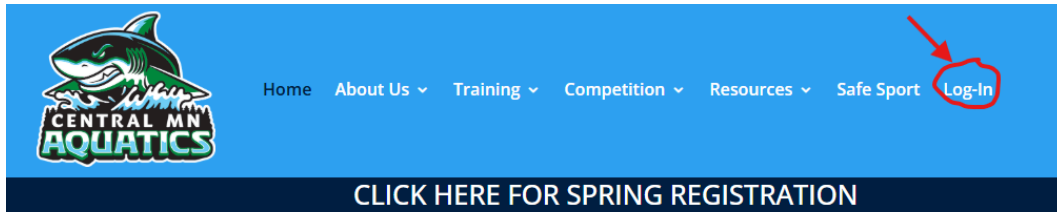
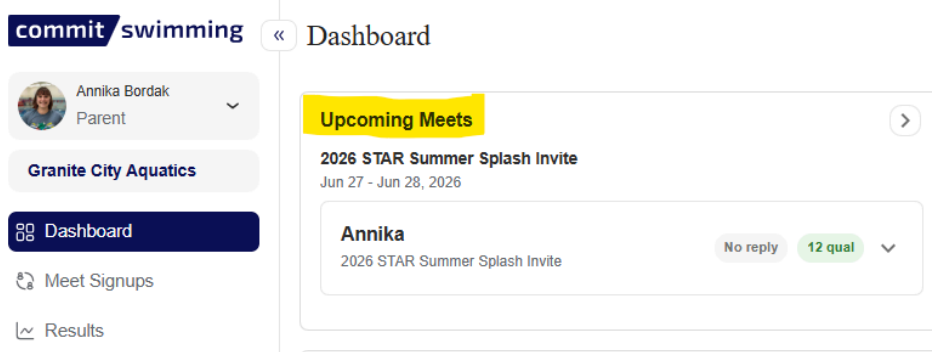


Meet Registration How-To on Commit Swimming

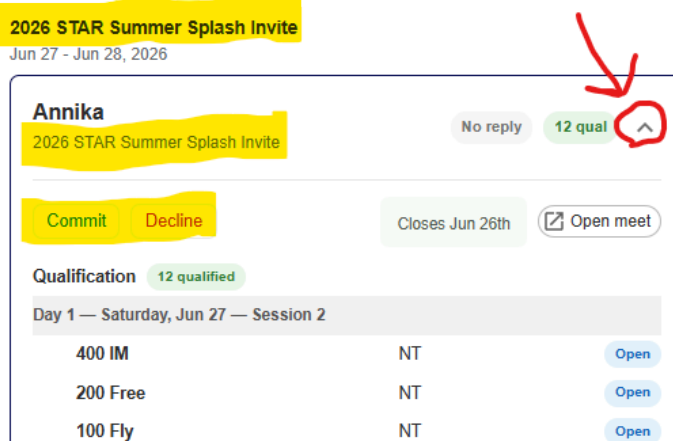
- 1) Log into your Commit Swimming account through the team website



- 2) Once you log in you will be directed to your 'dashboard' on Commit Swimming
- 3) On your dashboard you will see 'up-coming Meets'



- 4) Select the meet you would like to attend and from here you have two options of registering for the meet
- 5) **Option A:** From the Drop down menu for the meet you can Select 'Commit' or 'Decline'



Meet Registration How-To on Commit Swimming

- 6) **Option A:** Once you commit in the drop down menu you will have the ability to select events for your athlete. Please make sure you are paying attention to the day you are selecting events. Make sure events you are selecting are on a day you intend to commit to attending.

Annika Committed 12 qual

2026 STAR Summer Splash Invite

Committed Decline Closes Jun 26th Open meet

Qualification 12 qualified

Day 1 — Saturday, Jun 27 — Session 2

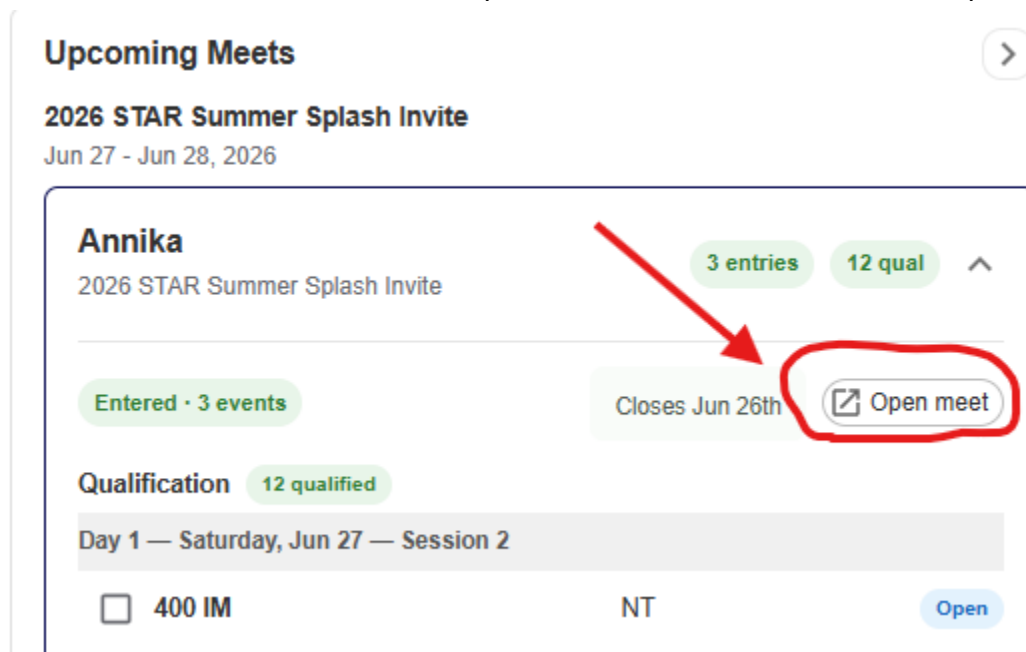
<input type="checkbox"/>	400 IM	NT	Open
<input checked="" type="checkbox"/>	200 Free	NT	Open
<input type="checkbox"/>	100 Fly	NT	Open
<input checked="" type="checkbox"/>	200 Back	NT	Open
<input type="checkbox"/>	100 Breast	NT	Open
<input checked="" type="checkbox"/>	50 Free	28.89Y	Open

Day 2 — Sunday, Jun 28 — Session 4

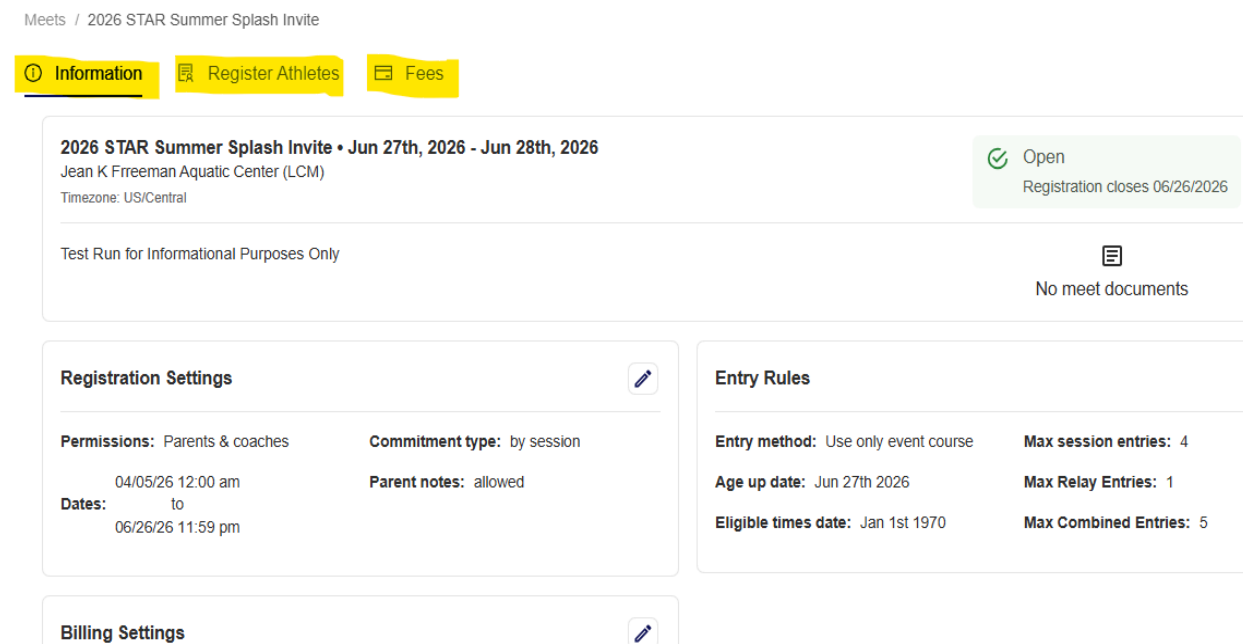
<input type="checkbox"/>	400 Free	NT	Open
<input type="checkbox"/>	200 IM	NT	Open

Meet Registration How-To on Commit Swimming

- 7) **Option B** or can also be used after the Option A route and you are looking for more information on the meet: Select the 'Open Meet' feature underneath the drop down:



- 8) **Option B**: More information > this will pop up a page with the information associated with that meet. You will have access to see the meet specific information such as entry limitations, registration deadlines, any attached documents, you'll be able to register your athletes and see what the fees for the meet will be:



Meet Registration How-To on Commit Swimming

- 9) **Option B:** Register Athletes tab: From here you will be able to select commitment status for each athlete, select days/sessions you wish to attend the meet

✔ Annika Bordak Committed - No entries

Commitment Events Messages



Committed. Change session commitment details below.

Switch to "decline"

Session commitments

Sat 10:35 AM (Day 1)

Sat 3:35 PM (Day 1)

Sun 8:35 AM (Day 2)

Sun 1:35 PM (Day 2)

- 10) **Option B:** Events: Selecting the 'Events' Tab will allow you to select events. Only events on the selected days/sessions will show for your athlete

✔ Annika Bordak Committed - No entries

Commitment **Events** Messages

CURRENT ENTRIES:

None

AVAILABLE ENTRIES:

▼	#16 Mixed 15 & over 400 IM	NT	d1/s2	
▼	#18 Mixed 15 & over 200 Free	NT	d1/s2	
▼	#20 Mixed 15 & over 100 Fly	NT	d1/s2	
▼	#22 Mixed 15 & over 200 Back	NT	d1/s2	
▼	#24 Mixed 15 & over 100 Breast	NT	d1/s2	
▼	#26 Mixed 15 & over 50 Free	NT	d1/s2	

Meet Registration How-To on Commit Swimming

- 11) **Option B:** Messages: The 'messages' tab is where you can send messages to the coaching staff regarding the meet registration. Messages might be something like, "Annika kind of wants to try the 400 IM but is nervous , maybe you can convince her to try it." Or "I wasn't sure which events to register Annika for, so please feel free to change any of the events. However, we are not able to attend the meet on Sunday."

✓ Annika Bordak

Committed - No entries

Commitment Events **Messages**

Normal ▾ B I U 🔗 ☰ ☷ ↵

Write a message to the coach about this meet...

Send